

For UK investment professionals only.

Fund guide abrdn Global Smaller Companies Fund

February 2024



Kirsty Desson
Fund Manager

Key features

£939.1m

Fund size

46

Number of holdings

25+

years applying the investment process

0.85%¹

Annual management charge

Source: abrdn, 31 January 2024.

Why consider the Fund?

01	Established companies with strong growth potential – smaller companies can grow faster than large-caps: it's hard for Apple or IBM to double sales in one year, not so a small-cap firm.
02	Increased local market exposure – smaller companies tend to generate a higher proportion of revenues from local markets, meaning they can perform even as the global economy falters.
03	Historic outperformance – global small caps have outperformed their larger peers by an average of 2.05% ² per annum since 2000.

Why invest now?



Attractive valuations versus large caps

– small caps are trading at historic lows relative to large caps, meaning they offer an attractive entry point for investors.



Smaller companies and recession –

most investors think smaller companies underperform in a recession, in most cases this is correct. However, what is less well-known is that small caps usually exit recessions quicker than assumed – outperforming large caps.




Smaller companies lead the market higher?

– small caps are nimble and able to react faster than large-caps to changes in the business environment, meaning they can take advantage of new opportunities the growing economy offers.

¹ Source: I Acc shareclass.

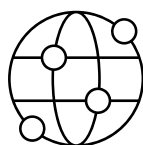
² Source: Morningstar, 1 January 2000 – 29 February 2024.



Why choose us?



Experienced team: The Fund draws on the long-established fundamental research expertise of our award winning, 9-strong smaller companies team.



Unresearched opportunities: Small-caps attract less analyst coverage than their larger peers. This can create pricing errors and opportunities for active investors.



Diversification benefits: These distinct features potentially provide strong diversification benefits when added to your large-cap equity portfolio.

Product overview

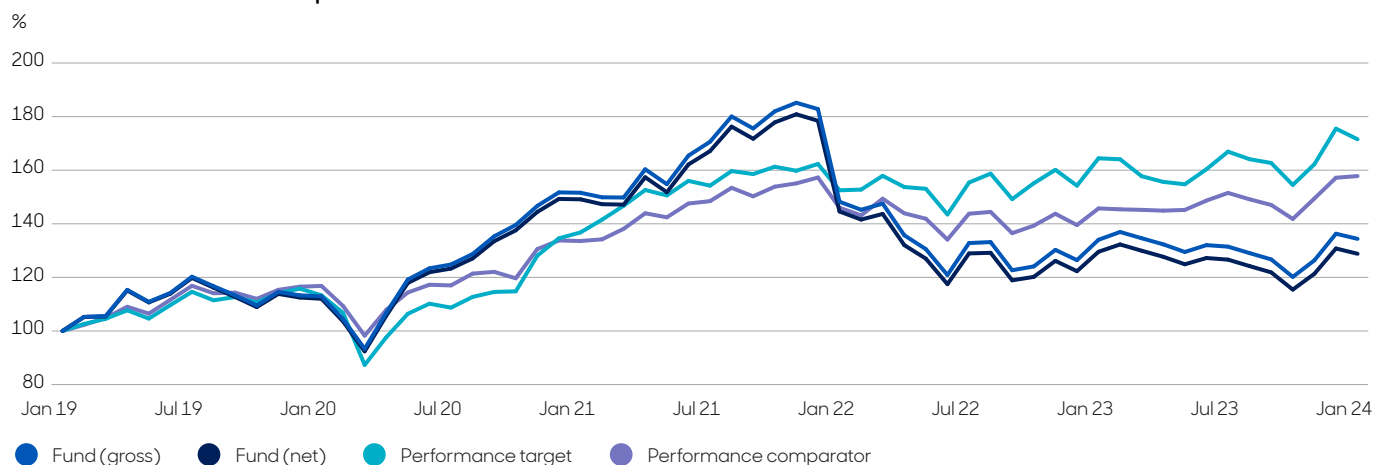
Objective	To generate growth over the long term (5 years or more) by investing in Global small-capitalisation equities (company shares).
Performance target	To achieve the return of the MSCI AC Country World Small Cap Index, plus 3% per annum (before charges). The Performance Target is the level of performance that the management team hopes to achieve for the fund. There is however no certainty or promise that they will achieve the Performance Target.
Derivatives	Derivative usage in the fund is expected to be very limited. Where derivatives are used, this would mainly be in response to significant inflows into the fund so that in these instances, cash can be invested while maintaining the fund's existing allocations to company shares.
Structure	UK-authorized OEIC



abrdn Global Smaller Companies Fund

How has the Fund performed?

Cumulative and annualised performance



Cumulative and annualised performance

	1 month	6 months	Year to date	1 year	3 years (p.a.)	5 years (p.a.)
Fund (gross) (%)	-1.41	2.21	-1.41	0.26	-3.93	6.08
Fund (net) (%)	-1.50	1.73	-1.50	-0.58	-4.77	5.19
Performance target (%)	-2.26	2.76	-2.26	4.32	7.84	11.40
Performance comparator (%)	0.39	4.15	0.39	8.29	5.72	9.55

Discrete annual returns - year to 31 January

	2024	2023	2022	2021	2020
Fund (gross) (%)	0.26	-9.58	-2.20	34.21	12.93
Fund (net) (%)	-0.58	-10.40	-3.04	33.11	12.01
Performance target (%)	4.32	7.83	11.49	20.73	13.30
Performance comparator (%)	8.29	-0.18	9.30	14.35	16.80

Performance Data: Share Class Institutional Acc GBP.

Benchmark history: Performance comparator - IA Global Equity Sector Average.

Source: abrdn (Fund & Benchmark) and Morningstar (Sector). Basis: Total Return, NAV to NAV, UK Net/Gross Income Reinvested.

"Fund (Net)" refers to the actual unit price performance of the shareclass shown; "Fund (Gross)" adds back charges such as the annual management charge to present performance on the same basis as the performance target / performance comparator / portfolio constraining benchmark. These figures do not include the initial charge; if this is paid it will reduce performance from that shown.

Past performance is not a guide to future returns and future returns are not guaranteed.



Want to discuss more?
Contact your local
abrdn representative
by clicking **here**.

For more
information
visit our **website**.

Important Information

- The value of investments and the income from them can go down as well as up and investors may get back less than the amount invested. Past performance is not a guide to future results.
- The fund invests in equity and equity related securities. These are sensitive to variations in the stock markets which can be volatile and change substantially in short periods of time.
- The shares of small and mid-cap companies may be less liquid and more volatile than those of larger companies.
- The fund invests in emerging market equities and / or bonds. Investing in emerging markets involves a greater risk of loss than investing in more developed markets due to, among other factors, greater political, tax, economic, foreign exchange, liquidity and regulatory risks.
- The fund may invest in companies with Variable Interest Entity (VIE) structures in order to gain exposure to industries with foreign ownership restrictions. There is a risk that investments in these structures may be adversely affected by changes in the legal and regulatory framework.
- Investing in China A shares involves special considerations and risks, including greater price volatility, a less developed regulatory and legal framework, exchange rate risk/controls, settlement, tax, quota, liquidity and regulatory risks.
- The use of derivatives carries the risk of reduced liquidity, substantial loss and increased volatility in adverse market conditions, such as a failure amongst market participants. The use of derivatives may result in the fund being leveraged (where market exposure and thus the potential for loss by the fund exceeds the amount it has invested) and in these market conditions the effect of leverage will be to magnify losses.
- More details of the risks applicable to this fund can be found in the Key Investor Information Document (KIID) and Prospectus, both of which are available on request or at our website **abrdn.com**.

The fund is a sub-fund of abrdn OEIC I, an authorised open-ended investment company (OEIC). The Authorised Corporate Director is abrdn Fund Managers Limited. The information contained in this marketing document should not be considered as an offer, investment recommendation or solicitation, to deal in the shares of any securities or financial instruments. It is not intended for distribution or use by any person or entity who is a citizen or resident of or located in any jurisdiction where such distribution, publication or use would be prohibited. No information, opinions or data in this document constitute investment, legal, tax or other advice and are not to be relied upon in making an investment or other decision. Subscriptions for shares in the fund may only be made on the basis of the latest Prospectus and relevant Key Investor Information Document (KIID) which can be obtained free of charge upon request or from **abrdn.com**.

United Kingdom (UK): Issued by abrdn Fund Managers Limited, registered in England and Wales (740118) at 280 Bishopsgate, London EC2M 4AG. Authorised and regulated by the Financial Conduct Authority in the UK.

For more information visit abrdn.com

abrdn.com

STA0624547142-001