

# Asia's Investment Expert



[abrdrn.com](http://abrdrn.com)

# Contents

Who we are	3
What we do	4
Our strengths in Asia	5
Global specialist asset manager	6
Global capabilities with specialist expertise	7
Our capabilities	9



At abrdn, our Asia heritage helps us understand the businesses in which we invest.

Our expertise spans equities, fixed income, multi-asset and alternatives built on insights from in-depth research and local market knowledge.



# Who we are

abrdn (pronounced "Aberdeen") has a 200-year history and US\$467bn in AUM for clients across 80 countries. Headquartered in the UK, we have built our presence in Asia Pacific since 1992.

We have more than 700 investment professionals from portfolio managers, analysts, product, risk and trading specialists in over 30 locations worldwide. Our expertise spans all key asset classes, public and alternatives and active and passive approaches.

We provide investment strategies to deliver long-term value for clients. Where we believe we can influence or gain insight, we actively engage with the companies we invest in to drive environmental, social and governance (ESG) progress as a means to build resilience for our portfolios and the planet.

\$467bn

200

700+

30+

Assets under management (US\$)

Years of history

Investment professionals

Global office locations

- Listed on the London Stock Exchange

- Rated A3 by Moody's<sup>1</sup>
- Rated BBB+ by Standard & Poor's<sup>2</sup>

- Morningstar-rated funds
- Rated AA by MSCI for sustainability<sup>3</sup>

Source: abrdn, 30 June 2023.


An exchange rate of £1:US\$1.2714 has been used.

<sup>1</sup> Source: Moody's, 21 December 2022.

<sup>2</sup> Source: Standard & Poor's, August 2023.

<sup>3</sup> Source: MSCI, June 2023.





# What we do

**We are a global specialist asset manager with expertise in Equities, Fixed Income, Multi-Asset and Alternatives.**

Our capabilities are built on the strength of our insights, generated from in-depth research and local market knowledge.

We began as a life insurance firm in 1825, and expanded over the years to include pensions, savings and investments. After the merger of **Aberdeen Asset Management** and **Standard Life** in 2017 we rebranded to abrdn in 2021, and transitioned from our insurance heritage into a capital-light company to enable clients to plan, save and invest for future.

We have structured our business into **3 pillars** focused on the changing needs of clients.



## Investments

**We are a leader in Asia and Emerging Markets.**


**Our strategies are focused on Quality, Income, Sustainable, Small/Mid-cap.**



## Adviser<sup>4</sup>

**We provide financial planning solutions and technology for financial advisers.**


**Our platform and tools enable wealth managers to create more opportunities for their clients and their businesses.**




## Personal<sup>4</sup>

**Through our direct-to-consumer investment platform, we enable individuals to plan, save and invest in a way that works for them.**

**Our personal wealth business offers a range of services to help individuals plan financially secure futures.**



<sup>4</sup> UK only.



# Our strengths in Asia

## Experts in Asia

Based in Asia since 1992, we've built a single office in Singapore into an asset management company across eight markets, with over 100 investment professionals throughout Asia-Pacific (APAC). Our expertise spans equities, fixed income, multi-asset, real estate, quantitative and alternative solutions. We're on the ground to visit businesses and do our own research. This is how we give clients our best investment ideas from Asia-Pacific. We follow-up with a rigorous 'Quality first' approach.

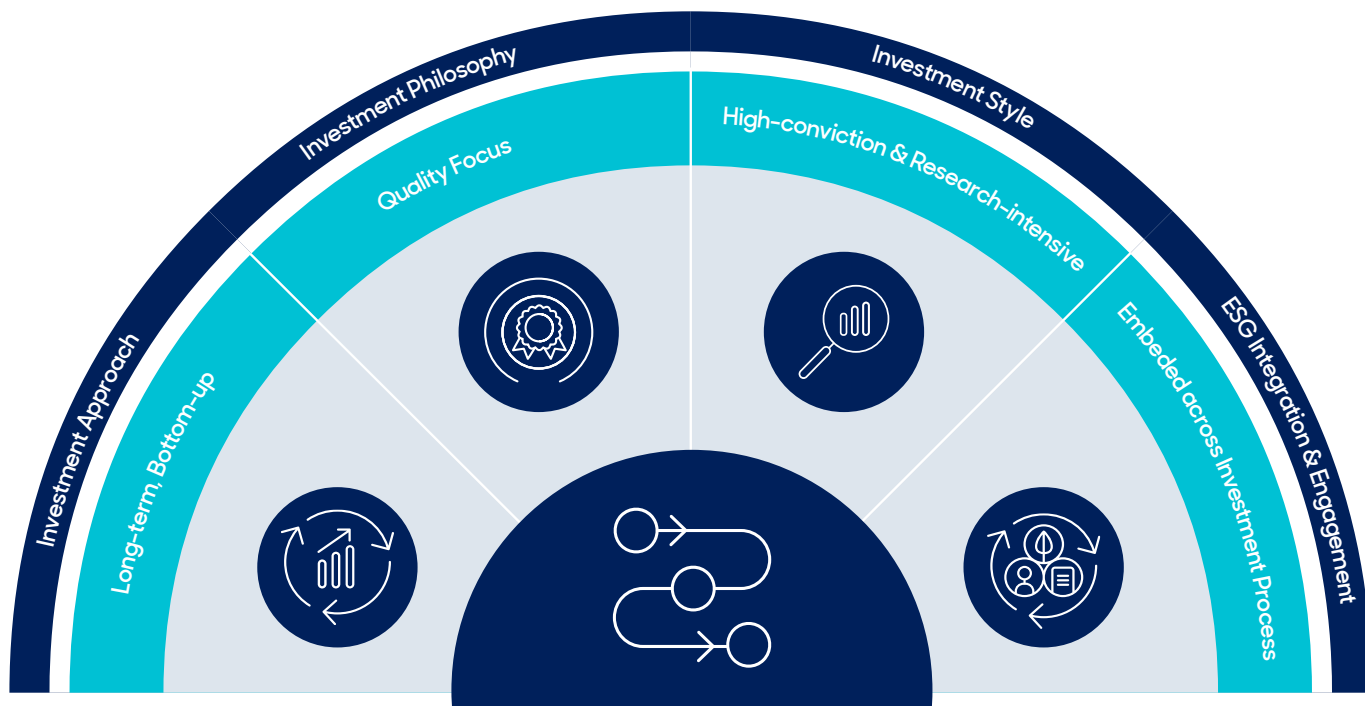
## Sustainable Investing

Our sustainability expertise is embedded – with centralised research and governance, as well as asset class and functional specialists. We integrate ESG analysis into our investment process to enhance outcomes and value for investors. We established our Sustainability Institute, APAC as a centre of excellence to be closer to regional clients and assets. It focuses on regional solutions and insights, while contributing to community-build and knowledge-sharing.

## Investing for the future

We're developing a wide range of solutions to fit clients' income needs and desired outcomes. We co-created an innovation centre to fund ground-breaking research to inform our strategies.

We seek to capitalise on new technology to deliver better outcomes for investors, from offering exposure to the growth of blockchain to fractionalising and creating liquidity on private market assets through tokenisation. The Finimize<sup>5</sup> app provides access to educational financial content.



<sup>5</sup> Finimize is a separate entity independent from abrdn's Investments business entities and subsidiaries (some of which are US registered investment advisers). Investors should note that the information produced by Finimize is provided on a general basis for information purposes only and should not be relied on as investment advice, investment recommendation or a specific judgement relating to specific investments, as it does not take into account the investment objectives, financial situation or particular needs of any specific investor. Investors should seek relevant professional advice before making any investment decision.



# Global specialist asset manager

US\$467bn total AUM




Asset class	AUM (US\$bn) <sup>6</sup>	Style
Fixed income	159	Fundamental, bottom-up security selection tailored to the overall environment
Specialist equities	93	Quality, high-conviction, bottom-up, engagement
Multi-asset & Quants	112	Outcome-oriented, sustainable indexing, bottom-up, engagement



Asset class	AUM (US\$bn) <sup>6</sup>	Style
Real assets	56	Quality, diversified real assets selection, embedded ESG framework
Private credit	10	
Alternative investment solutions	21	
Private equity	16	

<sup>6</sup> Source: abrdn, 30 June 2023.  
An exchange rate of £1:US\$1.2174 has been used.



# Global capabilities focused on specialist expertise

We have local expertise to provide solutions that meet clients' needs



Equities	Fixed Income	Multi-asset	Alternatives
<p>We put quality first. We invest in firms that are financially strong and well run. Our process is based on deep research, team debate and rigorous security selection.</p>	<p>We focus on fundamental research tailored to the overall environment and bottom-up security selection.</p> <p>We measure and manage risk at every stage and test our thinking via peer review.</p>	<p>We employ unconstrained active management using proprietary insights to deliver outcomes that meet the needs of our clients.</p>	<p>We look to identify best-in-class alternative opportunities and provide solutions to deliver targeted outcome-oriented strategies across our alternative capabilities.</p>
<p>We invest for the long term, leading to low portfolio turnover. The focus on quality first means our holdings have stronger financial metrics than the benchmark average.</p>	<p>We pool insights locally and globally across markets, sectors and issuers for differentiated coverage and idea generation.</p>	<p>We generate ideas across traditional asset classes and listed alternatives. We combine dynamic asset allocation with a focus on best ideas.</p> <p>We use scenario analysis to help manage risk.</p>	<p>Innovation backed by data analysis, research and risk modelling.</p> <p>We analyse thematic disruptors in real estate and offer hedge fund (HF) manager selection, risk mitigation and a passive HF platform.</p>
<ul style="list-style-type: none"> <li>China A Share Sustainable Equity</li> <li>China Next Generation</li> <li>Emerging Markets SDG Equity</li> <li>Asian SDG Equity</li> <li>Global Equity Impact</li> <li>Global Dynamic Dividend</li> <li>Emerging Markets Sustainable Equity</li> <li>Asia Dynamic Dividend (2Q2024)</li> <li>EM Equity Income (2Q2024)</li> </ul>	<ul style="list-style-type: none"> <li>Asian High Yield Sustainable Bond</li> <li>Asian Credit Sustainable Bond</li> <li>China Onshore Bond</li> <li>Indian Bond</li> <li>Emerging Markets Corporate Bond</li> <li>Frontier Markets Bond</li> <li>Asian Local Currency</li> <li>Asian Diversified</li> <li>Short Dated Enhanced Income (3Q2023)</li> </ul>	<p>We offer standard and customised outcomes such as:</p> <ul style="list-style-type: none"> <li>Absolute Return</li> <li>Relative Return</li> <li>Diversified Income</li> <li>Diversified Growth</li> <li>Climate Transition</li> <li>Model Portfolio Services</li> <li>Inflation-linked</li> </ul>	<p>Our offering covers:</p> <ul style="list-style-type: none"> <li>Private Markets</li> <li>Real Estate</li> <li>Hedge Funds</li> <li>Infrastructure</li> <li>Venture Capital</li> <li>Risk Mitigation</li> <li>Digital Assets</li> <li>Listed Alternatives (2Q2024)</li> <li>Commingled Alternatives Vehicles</li> </ul>
<p>We integrate ESG analysis into our investment process. We engage with companies to understand how they mitigate risks and maximise opportunities. We are increasingly focused on delivering sustainable, climate and net-zero solutions.</p>			
<p>Our equity team is based across Asia-Pacific with an average industry experience of 14 years.</p>	<p>Our fixed-income team is based across Asia with average industry experience of 13 years.</p>	<p>We have 12 multi-asset experts in Asia to customise solutions, backed by a global franchise.</p>	<p>Our alternatives expertise spans 30 years.</p> <p>Our APAC real estate team has an average industry experience of 18 years.</p>


Source: abrdn, March 2023. The above strategies are provided to illustrate our range of capabilities only and may not be available in all countries.



China's focus on innovation and localisation, supported by a skilled workforce, can accomplish its aspiration to become a global leader in technology in areas such as the renewables supply chain.







# Our capabilities



## China A Share Sustainable Equity

Lead Manager Nicholas Yeo


### Why invest in China A?

- **Compelling long term opportunities** across exciting themes such as Aspiration, Digital, Green, Health, Wealth
- **Strong Earnings Growth:** c.17% Compound Annual Growth Rate (CAGR)\* consensus estimate for 2023-2024 provides a robust fundamental backdrop
- **Vast opportunity:** 5,000+ shares in a deep and liquid market often under-allocated by investors
- **Ripe for active management:** an under-researched and highly inefficient market
- **Market liberalization commitments:** Links like 'Stock Connect' mean accessing the A-share market is easier than ever before

### Why now?

- Leverage on-the-ground investment expertise for **alpha-generation** – many companies are still under-researched
- The Chinese economy has potential to **bounce back** from here, helped by a switch to accommodative policy, with an organic economic recovery also emerging
- The onshore market is trading at a **significant discount** to its 5-year average on a Price-to-earnings basis, representing a great opportunity to invest in quality companies at attractive valuation

\* Source: abrdn, 30 November 2023. Forecast is offered as opinion and is not reflective of potential performance. Forecast is not guaranteed and actual events or results may differ materially. Past performance does not predict future returns.



# Our capabilities



## China Next Generation

Lead Manager Nicholas Yeo


### Why invest in China Next Generation?

- **Early exposure to rising stars** – a rich array of exciting, fast-growing and innovative businesses, with many holding the potential to become tomorrow's leaders
- **Four powerful themes** – Aspiration, Green, Health, and Tech
- **Extremely low brokerage coverage** – results in an under-researched and inefficient market with significant alpha potential
- **A high quality and high conviction approach** – leveraging upon a proven long-term China and SMID<sup>\*</sup> track record

### Why now?

- **Gain access to the backbone of China's economy** – as the SMID<sup>\*</sup> cap universe represents thriving innovation and growth in employment, whilst bolstered by favourable policies
- **China's focus on innovation and localisation**, supported by a skilled workforce, can accomplish its aspiration to become a global leader in technology in areas such as the renewables supply chain
- **China's benign inflationary environment** – represents a counter cyclical opportunity with expectations of accommodative monetary and fiscal policies to further stimulate economic growth

<sup>\*</sup> SMID refers to listed companies with small and medium-sized capitalisations.



# Our capabilities



## Asian SDG\* Equity

Lead Manager David A. Smith


### Why invest in Asian Sustainable Development Equity?

- **Asia is leading the green transition** and is home to world class technology leaders and innovators
- **Structural growth behind United Nations Sustainable Development Goals (UN SDG)** alignment with large opportunities and growing tailwinds from policy and innovation
- In Asia, challenges such as inequality and sustainable energy are most pressing, thus creating the **'Impact' opportunity**
- **Governments are incentivising companies** with policy support on the one hand and using regulation to punish violators on the other

### Why now?

- Article 9 investors in Emerging Market/Asia often find it **challenging to maximise impact** of their investment. Now is the time to explore the opportunity to allocate capital to directly and indirectly **address the world's most pressing challenges**, outlined by the UN's SDGs
- **A differentiated source of return** due to an investment universe which spans the market cap spectrum
- **Highly complementary to core Asia large capitalisations and Developed Market equity allocations**

\* Sustainable Development Goals



# Our capabilities



## Asia Pacific Sustainable Equity

Lead Manager Prukka Iamthongthong

### Why invest in Asia Pacific Sustainable Equity?


- **Asia continues to power global growth** – Southeast Asia and India are fast-growing alongside a gradual recovery in China
- By 2040, **Asia is forecast to account for ~40%** of global consumption and ~52% of global Gross Domestic Product (GDP)<sup>^</sup>; within the next 10 years, it is estimated ~65%<sup>^^</sup> of the world's middle class will live in the Asia-Pacific
- Asia is home to **world class, globally competitive companies** including technology leaders and innovators
- Asia-Pacific is a diverse region, with a mix of emerging, frontier and developed markets that are shaped by **a wide range of economic drivers** – a young demographic, rising disposable income, high tech, innovation and growing consumer power

### Why now?

- **China and India coming back** – Economic recovery is underway in China with robust policy support from the government to restore consumer and corporate confidence in the economy. India is undergoing a cyclical upswing as domestic corporates continue to deliver robust earnings growth
- **Inflation looking benign in Asia** – Asian central banks have got inflation under control, while current account and fiscal discipline in the region remains broadly resilient
- **Regionalisation as a tailwind** – Growing opportunities for companies to diversify their supply chains by looking beyond China to places like India and Southeast Asia. ASEAN's share of global foreign direct investments flows is on the rise
- **Attractive valuations** – Global uncertainties appear to be priced in, with focus shifting to earnings revision. Valuations look attractive in a global context: 12.7x forward price-to-earnings (P/E) for Asia Pacific ex-Japan vs 19.2x for the US<sup>^^^</sup>

<sup>^</sup> Source: <https://www.mckinsey.com/featured-insights/asia-pacific/asia-future-is-now>. Forecast is offered as opinion and is not reflective of potential performance. Forecast is not guaranteed and actual events or results may differ materially. <sup>^^</sup> Source: <https://www.weforum.org/agenda/2020/07/the-rise-of-the-asian-middle-class>. <sup>^^^</sup> Source: Bloomberg, 4 January 2024. Past performance does not predict future returns.





# Our capabilities



## Emerging Markets SDG\* Equity

Lead Manager Catriona Macnair


### Why invest in Emerging Markets Sustainable Development Equity?

- **There is structural growth behind United Nations Sustainable Development Goals (UN SDG)** alignment with large opportunities and growing tailwinds from policy and innovation, e.g. the Chinese government has committed to carbon neutrality by 2060
- In Emerging Markets (EM), challenges such as inequality and sustainable energy are most pressing, thus creating the **impact opportunity**
- **Governments are incentivising companies** with policy support on the one hand and using regulation to punish violators on the other

### Why now?

- The **opportunity to allocate capital** to address the world's most pressing challenges, outlined by the UN's SDGs
- **Micro and Macro inflection point** – In EM we have seen prolonged discipline and high real rates, whilst the debt problem in the US provides scope for the dollar to weaken. On a micro level we are seeing a stronger capex cycle after years of under-investment, leading to more investment into renewables, technology and supply chain diversification from China to other EMs such as India and Mexico
- **Highly complementary** to core large capitalisations EM and Developed Market (DM) equity allocations

\* Sustainable Development Goals.



# Our capabilities



## Emerging Markets Sustainable Equity

Lead Manager Nick Robinson


### Why invest in Emerging Markets Sustainable Equity?

- Investors tend to underweight the asset class as a function of index composition, risk perception and home bias
- Emerging markets (EM) offer a **broad opportunity set** for active stock pickers and is home to many current and future potential industry leaders
- Emerging markets are **a significant contributor to global growth**, and the top 20 EM countries account for 46% of world GDP (in purchasing power parity terms)\*

### Why now?

- Benefit from **improving fundamentals in Emerging Markets**
- **Micro and Macro inflection point** – In EM we have seen prolonged discipline and high real rates, whilst the debt problem in the US provides scope for the dollar to weaken. On a micro level we are seeing a stronger capex cycle after years of under-investment, leading to more investment into renewables, technology and supply chain diversification from China to other EMs such as India and Mexico
- **Compelling valuations** and strong fundamentals for EM companies present opportunities for investors

\* Source: Miles to Go: The Future of Emerging Markets – IMF F&D. Past performance does not predict future returns.



# Our capabilities



## Global Dynamic Dividend


Lead Manager Josh Duitz

### Why invest in Global Dynamic Dividend?

- Most strategies target either income or capital appreciation but not both
- **Get paid to wait** – the strategy aims to pay a consistent and sustainable dividend which is smoothed out in monthly payments
- **Style blended** – the strategy is nicely diversified between Value and Growth stocks
- **Sustainable** – we look to deliver the regular dividend while avoiding Net Asset Value (NAV) erosion
- Unlike our competitors, **we do not use derivatives** (covered calls) to boost the income as they can capitalise upside

### Why now?

- **Inflation mitigation** – global dividends provide a potential defence against inflation
- **Normal valuations** – Forward price-to-earnings (forward P/E) of global equities have retraced to more normal levels and are not stretched or overpriced
- We aim to select quality companies that are less likely to cut their dividends during an economic slowdown and **we aim to pay a continuous dividend stream** wherever possible



# Our capabilities



## Diversified Income

Lead Manager Sean Flanagan


### Why invest in Diversified Income?

- **Genuinely diversified** across a range of attractive asset classes to mitigate downside risk
- **Flexible asset allocation** to invest in the best income opportunities
- **Transparent holdings** and **accessibility** to unique listed alternatives (e.g. special opportunities, royalties, social housing, etc.) which are traditionally difficult to tap into
- Aims to provide **both capital growth and income**

### Why now?

- Given economic uncertainty, sticky inflation and higher rates, we see **compelling return prospects** in a number of alternative asset classes
- **Strong inflation linkage** in underlying returns of certain assets – important in an environment where inflation remains sticky





# Our capabilities



## Indian Bond

Lead Manager Kenneth Akintewe


### Why invest in Indian Bonds?

- **Diversification benefits** – Low correlation with many markets and low volatility of Indian rupee (5%)<sup>1</sup> versus emerging market currency basket (17%)<sup>2</sup>
- **Strong relative returns** – Outperformed in the last 10 years across many asset classes, returning 69% beating Asian equities (44%)<sup>2</sup> and emerging market bonds (-3%)<sup>2</sup>
- **Under-owned market, set for index inclusion** – Less than 2% owned by foreign investors and zero allocation in global and EM bond indices is beneficial for early movers into Asia ex-Japan's 2nd largest sovereign market<sup>3</sup>

### Key benefits of Indian Bond Strategy

- **Diversified exposure** – Invests in government, state, quasi and corporate debt; can hold bonds denominated in rupees and USD
- **Ease of access** – Bypasses complex Indian market rules for international investors

<sup>1</sup> Source: Bloomberg, emerging market ex-Asia currency basket, 1-year implied volatility, 30 November 2023. <sup>2</sup> Source: Morningstar, USD, 10 years to 30 November 2023, USD, Markit iBoxx India, MSCI AC Asia Ex Japan, JPM GBI-EM Global Diversified. <sup>3</sup> Source: Bloomberg, 28 August 2023.



# Our capabilities



## Emerging Markets Corporate Bond

Lead Manager Siddharth Dahiya


### Why invest in Emerging Markets Corporate Bond?

- **Emerging Markets Bond Yields on average are now at 7.27%** - significantly above their 20 year average of 6.11%^
- **Set to benefit from a reallocation from equities.** Yields are more attractive than dividend yields for the first time since the global financial crisis (GFC)
- Despite being overweight high yield since inception **the strategy has a strong record of avoiding defaults.** (7 on the strategy vs 227 on the index)^^^

### Why now?

- **Spread per turn of leverage is far higher in Emerging Markets (EM) vs. Developed Markets** so more spread earned for investing in companies with similar fundamentals
- A sizeable market with **over USD2 trillion of bonds outstanding**^, comfortably higher than the developed market high yield corporate bond market
- During past periods of market stress, the performance of EM corporate debt has been relatively resilient compared to other Emerging Markets Debt segments

^ Source: abrdn, March 2023. ^^ Source: abrdn, 30 November 2023.



# Our capabilities



## Frontier Markets Bond


Lead Manager Kevin Daly

### Why invest in Frontier Markets Bond?

- The strategy is not bound to any benchmark, giving it **flexibility to search for the best opportunities** across the spectrum
- **Scale and size of our team** allows us to research smaller and often mispriced markets
- **Strong track record** - Performance is comfortably higher than the sector average over various time periods

### Why now?

- **Duration is generally shorter** meaning higher income with lower downside risk



# Our capabilities



## Asian Credit Sustainable Bond

Lead Manager Henry Loh

### Why invest in Asian Credit Sustainable Bond?


- **Investing in Asia's growth** – Asia is a fast-growing region with expected Gross domestic product (GDP) growth of 4.5%\*, and home to global industry leaders and issuers with strong growth potential
- **On-the-ground expertise** – Our team of 20 specialists across the region enables us to undertake in-depth research to deliver strong risk-adjusted performance
- **Looking beyond labels and Environmental, Social, and Governance (ESG) screening** – We focus on active engagement to identify transition leaders and improving companies. The strategy targets a better ESG rating and lower carbon footprint than the benchmark

### Why now?

- **Compelling case for allocation to Asian credit in portfolios** – Asian credit offers attractive risk-adjusted returns compared to global peers, stable income generation, and diversification benefits
- **Supportive market dynamics** – Robust local demand provides a supportive tailwind for the asset class
- **Opportunities in Asia's ESG transition** – The region's rapid pace of change presents timely opportunities for investors to participate in Asia's transition needs

\* Source: abrdn, 30 November 2023.





# Our capabilities



## Asian High Yield Sustainable Bond

Lead Manager Thomas Drissner

### Why invest in Asian High Yield Sustainable Bond?


- **Investing in Asia's growth** – Asia is a fast-growing region with expected Gross domestic product (GDP) growth of 4.5%\*, and home to global industry leaders and issuers with strong growth potential
- **Differentiated approach** – We are uniquely positioned to navigate the asset class, underpinned by on-the-ground expertise and specialised resources
- **Strong risk-adjusted performance** – We invest in issuers with solid fundamentals and strong governance
- **Attractive income with low volatility** – We allocate at least 70% of the portfolio to Asian high yield bonds and up to 30% in other high yielding bonds that diversify the strategy's income and lower its volatility profile

### Why now?

- **Attractive valuations** – Valuations for Asia high yield look historically attractive, presenting an opportune entry point
- **Compelling opportunities** – We see opportunities in sectors such as stable regulated utilities and beneficiaries of growth recovery, focusing on issuers with resilient credit profiles

\* Source: abrdn, 30 November 2023.

# Important Information



This document is strictly for informational purposes only and does not constitute an offer to sell, or solicitation of an offer to abrdn is a global business providing a range of services to help clients and customers plan, save and invest. abrdn group uses different registered legal entities to meet different client and customer needs. Some elements of the abrdn client experience may contain previous brand names until all brand name changes have completed.

The information in this document is not for general circulation and should not be considered an offer, or solicitation, to deal in any funds. The information is provided on a general basis for information purposes only, and is not to be relied on as investment, legal, tax or other advice, as it does not take into account the investment objectives, financial situation or particular needs of any specific investor.

Any research or analysis used to derive, or in relation to, the information herein has been procured by abrdn for its own use, and may have been acted on for its own purpose. The information herein, including any opinions or forecasts have been obtained from or is based on sources believed by abrdn to be reliable, but abrdn does not warrant the accuracy, adequacy or completeness of the same, and expressly disclaims liability for any errors or omissions. As such, any person acting upon or in reliance of these materials does so entirely at his or her own risk. Past performance is not necessarily indicative of future performance. Any projections or other forward-looking statements regarding future events or performance of countries, markets or companies are not necessarily indicative of, and may differ from, actual events or results. No warranty whatsoever is given and no liability whatsoever is accepted by abrdn, for any loss, arising directly or indirectly, as a result of any action or omission made in reliance of any information, opinion or projection made in this document.

Any data contained herein which is attributed to a third party ("Third Party Data") is the property of (a) third party supplier(s) (the "Owner") and is licensed for use by abrdn\*\*. Third Party Data may not be copied or distributed. Third Party Data is provided "as is" and is not warranted to be accurate, complete or timely. To the extent permitted by applicable law, none of the Owner, abrdn\*\* or any other third party (including any third party involved in providing and/or compiling Third Party Data) shall have any liability for Third Party Data or for any use made of Third Party Data. Neither the Owner nor any other third party sponsors, endorses or promotes the fund or product to which Third Party Data relates.

\*\*abrdn means the relevant member of abrdn group, being abrdn plc together with its subsidiaries, subsidiary undertakings and associated companies (whether direct or indirect) from time to time.

Bloomberg data are for illustrative purposes only. No assumptions regarding future performance should be made.

The MSCI information may only be used for your internal use, may not be reproduced or disseminated in any form and may not be used as a basis for or a component of any financial instruments or products or indices. None of the MSCI information is intended to constitute investment advice or a recommendation to make (or refrain from making) any kind of investment decision and may not be relied on as such. Historical data and analysis, should not be taken as an indication or guarantee of any future performance analysis forecast or prediction. The MSCI information is provided on an "as is" basis and the user of this information assumes the entire risk of any use made of this information. MSCI, each of its affiliates and each other person involved in or related to compiling, computing or creating any MSCI information (collectively, the "MSCI" Parties) expressly disclaims all warranties (including without limitation, any warranties of originality, accuracy, completeness, timeliness, non-infringement, merchantability and fitness for a particular purpose) with respect to this information. Without limiting any of the foregoing, in no event shall any MSCI Party have any liability for any direct, indirect, special, incidental, punitive, consequential (including, without limitation, lost profits) or any other damages ([www.msci.com](http://www.msci.com)).

©2024 Morningstar. All Rights Reserved. The information contained herein: (1) is proprietary to Morningstar and/or its content providers; (2) may not be copied or distributed; and (3) is not warranted to be accurate, complete or timely. Neither Morningstar nor its content providers are responsible for any damages or losses arising from any use of this information. Past performance is no guarantee of future results.

The information herein shall not be disclosed, used or disseminated, in whole or part, and shall not be reproduced, copied or made available to others. abrdn reserves the right to make changes and corrections to the information, including any opinions or forecasts expressed herein at any time, without notice.

**For Thai Investors:**

Please study product's features, conditions and relevant risks before making investment decision.

Past performance/ performance comparison relating to a capital market product is not a guarantee of future results.

Investment in a offshore fund is subject to currency risk and may get a return lower than the amount initially invested.

This communication constitutes marketing, and is available in the following countries/regions and issued by the respective abrdrn group members detailed below. abrdrn group comprises abrdrn plc and its subsidiaries:

**Hong Kong:** abrdrn Hong Kong Limited. This document has not been reviewed by the Securities and Futures Commission.

**Singapore:** abrdrn Asia Limited, Registration Number 199105448E.

**Australia and New Zealand:** abrdrn Oceania Pty Ltd (ABN 35 666 571 268) is a Corporate Authorised Representative (CAR No. 001304153) of AFSL Holders MSC Advisory Pty Ltd, ACN 607 459 441, AFSL No. 480649 and Melbourne Securities Corporation Limited, ACN 160 326 545, AFSL No. 428289. In New Zealand, this material is provided for information purposes only. It is intended only for wholesale investors as defined in the Financial Markets Conduct Act (New Zealand).

**Malaysia:** abrdrn Malaysia Sdn. Bhd. Company Number: 200501013266 (690313-D). This document has not been reviewed by the Securities Commission of Malaysia.

**Thailand:** Aberdeen Asset Management (Thailand) Limited.

**Japan:** abrdrn Japan Limited Financial Instruments Firm: Kanto Local Finance Bureau (Kinsho) No.320 Membership: Japan Investment Advisers Association, The Investment Trusts Association, Type II Financial Instruments Firms Association.

For more information visit [abrdn.com](http://abrdn.com)

**abrdn.com**

Ref: 202401  
STA0723975078-002