

For limited professional use only – Not for general distribution. The following presentation outlines a fund concept presently under internal consideration with the intention of obtaining preliminary feedback on such a product. The fund concept is not available for sale and any product details discussed are reflective of current market conditions and are subject to change.

Fund Concept: Investment objective

The objective of the abrdn HFR Women Access Fund Concept is to track the HFR Women Access Index as closely as possible. The Fund Concept seeks to achieve its investment objective by investing directly in the underlying constituent hedge funds. An indexing approach is used in managing the Fund's investments. The Fund Concept does not attempt to outperform the Index the Fund tracks. The Fund Concept will track the Index by holding the constituents of the Index at the relevant Index constituent weights and will rebalance in line with the Index on a quarterly basis.

Fund Concept: Fund overview

The HFR Women Access Index is a global, equal-weighted index of single-manager funds that report to the HFR Database and where a woman has significant risk-taking responsibility such as portfolio manager, co-portfolio manager or chief investment officer. Constituent funds report monthly gross of all fees performance in US Dollar, have a minimum of \$80 Million under management and a twelve (12) month track record of active performance and meet all other criteria for inclusion in the HFRI Indices.

A 30+ strong team of investment professionals is responsible for the abrdn Women Access Index. Headed by Russell Barlow, who has more than 30 years' experience, the team consists of portfolio managers and analysts with experience across macro, equities, fixed income, credit and event-driven funds. They are further supported by experienced operations and management professionals and together are responsible for asset allocation and day-to-day portfolio management.

Fund Concept: Fund highlights

The fund is designed to promote female investment professionals within the industry. While it is common to see women in many roles at hedge funds, they are largely underrepresented in senior investment positions.

There is a strong investment rationale for the Women Access fund. With the barrier to entry for women on the investment side so high, the evidence provided by HFR indices, would suggest that the average female in a senior investment position delivers stronger returns than the average male industry equivalent. Therefore, for the time being, there is a premium to be earned caused by this bias. An equally weighted index of women run funds is the best way to capture this premium.

Performance of HFR Women Access Index (gross of fees)

Class	1 month (%)	Quarter to Date (%)	Year to Date (%)
USD shareclass	-1.36	-1.93	2.94

Performance is gross of abrdn management fees.

Past performance is not an indication of future results.

Performance information herein is reflective of the HFR Women Access Index and should not be considered as representative of the Fund Concept and/or any other abrdn product offering. Please refer to the disclosures for additional, important information regarding performance information on the HFR Women Access Index.

Source: abrdn, HFR. Allocations subject to change.

Key information

Investment manager	abrdn
Fund type	Cayman Segregated Portfolio Company
Regulatory Framework	Cayman Islands
Domicile	Cayman Islands
Fund Size	N/A
Expected Launch Date	Q4 2024
abrdn Mgmt. Fees	0.60% p.a.

Additional information

Currencies Available	USD
Min. initial investment	\$5,000,000 or FX equivalent
Min. subsequent investment	\$1,000,000 or FX equivalent
Pricing	Monthly
Subscriptions	Monthly
Redemptions	Quarterly
Notice Period	95 days (Redemptions)
Lock up	None
Gate	None
Tracking Index Ticker	HFRIWMNA
Custodian	MUFG Alternative Fund Services (Cayman) Limited
Administrator	MUFG Alternative Fund Services (Cayman) Limited
Auditor	KPMG

Note: Terms and characteristics for the abrdn Fund referenced are for informational purposes only and subject to change. For illustrative purposes only.

All sources (unless indicated):
abrdn, 31 August 2024.

abrdn HFR Women Access Index Fund Concept

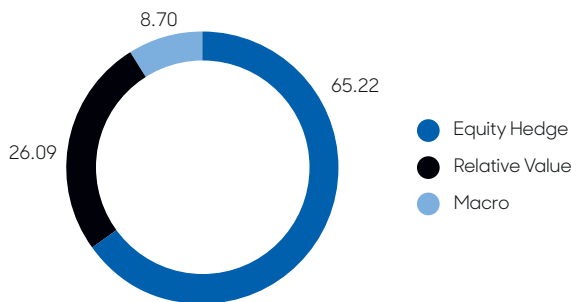
Performance Data and Analytics to 31 August 2024

All information herein based on the HFR Women Access Index.

Fund Commentary

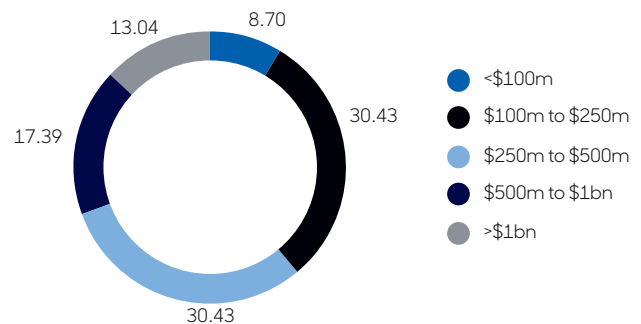
The HFR Women Access Index was down in August. Looking at the underlying strategies, Equity Hedge and Relative Value had a moderate gain, however, this was not enough to offset the negative return from Macro. Compared to the previous month, the range of returns widened in August, with the best-performing fund gaining 4.76% and the worst-performing fund losing -39.87%. The highest median return was realised by Relative Value funds and the lowest attained by Macro funds. When splitting the underlying funds into AUM brackets, it was conveyed that funds with an AUM of \$100m or less had a lower median return than those funds in higher AUM brackets. Additionally, within the \$500m to \$1bn AUM range, there was a much wider return dispersion with a negative skew due to the negative performance of one Discretionary Macro fund. Finally, we observed those funds with a management fee between 1.5-2% had the lowest median return compared to funds within lower management fee brackets.

Asset Allocation per Strategy¹ (%)



¹ Figures may not always sum due to rounding. Allocations are subject to change.

Asset Allocation per Sub-Fund Size¹ (%)



¹ Figures may not always sum due to rounding. Allocations are subject to change.

Contribution per Strategy (%)

Strategy	Allocation	Performance	Contribution	Contribution
Equity Hedge	65.22	0.70	0.45	
Relative Value	26.09	0.92	0.24	
Macro	8.70	-22.86	-1.99	


Contribution per AUM (%)

Assets Under Management	Allocation	Performance	Contribution	Contribution
<\$100m	8.70	0.00	0.00	
\$100m to \$250m	30.43	0.87	0.27	
\$250m to \$500m	30.43	-5.64	-1.72	
\$500m to \$1bn	17.39	1.91	0.33	
>\$1bn	13.04	-1.36	-0.18	

Source: abrdn, HFR. Allocations subject to change.
Past performance is not a guide to future results.

abrdn HFR Women Access Index Fund Concept

Universal Performance Data and Analytics to 31 August 2024



Historical Monthly Performance (% USD net of fees)

Year	Jan	Feb	Mar	Apr	May	Jun	Jul	Aug	Sep	Oct	Nov	Dec	Total
2024	-0.57%	2.86%	1.56%	-0.48%	1.54%	0.00%	-0.58%	-1.36%					2.94%
2023	3.66%	-2.04%	-0.41%	-0.84%	-1.45%	2.61%	2.33%	-1.33%	-1.76%	-1.26%	3.66%	1.81%	4.82%
2022	-2.60%	-0.92%	-0.52%	-3.92%	-0.30%	-1.96%	0.99%	-0.80%	-4.48%	0.63%	4.53%	-0.31%	-9.52%
2021	0.95%	1.94%	-0.77%	2.47%	0.90%	0.75%	-0.44%	0.97%	-0.42%	1.36%	-0.59%	0.70%	8.05%
2020	-0.92%	-1.38%	-5.79%	4.68%	3.21%	2.54%	3.55%	2.17%	-0.98%	0.07%	4.66%	4.07%	16.44%
2019										0.72%	1.25%	2.15%	4.17%

Month-to-date performance stats	All Sub-funds	Equity Hedge	Relative Value	Macro
Number of funds	23	15	6	2
Mean	-1.28%	0.71%	0.92%	-22.71%
Median	0.69%	0.54%	0.70%	-22.71%
Standard deviation from strategy return	8.66%	1.96%	0.63%	24.26%
% profitable funds	60.87%	53.33%	100.00%	0.00%
% fund return above mean strategy return	86.96%	46.67%	16.67%	50.00%
% fund return 1SD above mean strategy return	0.00%	13.33%	16.67%	0.00%
% fund return 1SD below mean strategy return	4.35%	6.67%	0.00%	0.00%

Year-to-date performance stats	All Sub-funds	Equity Hedge	Event Driven	Relative Value	Macro
Number of funds	24	15	1	6	2
Mean	4.15%	6.09%	1.33%	7.71%	-19.68%
Median	5.50%	5.57%	1.33%	6.14%	-19.68%
Standard deviation from strategy return	11.28%	8.81%		4.10%	21.91%
% profitable funds	79.17%	80.00%	100.00%	100.00%	0.00%
% fund return above mean strategy return	62.50%	46.67%		33.33%	50.00%
% fund return 1SD above mean strategy return	8.33%	6.67%		16.67%	0.00%
% fund return 1SD below mean strategy return	8.33%	20.00%		0.00%	0.00%


Source: abrdn, HFR. Allocations subject to change.

Past performance is not a guide to future results.

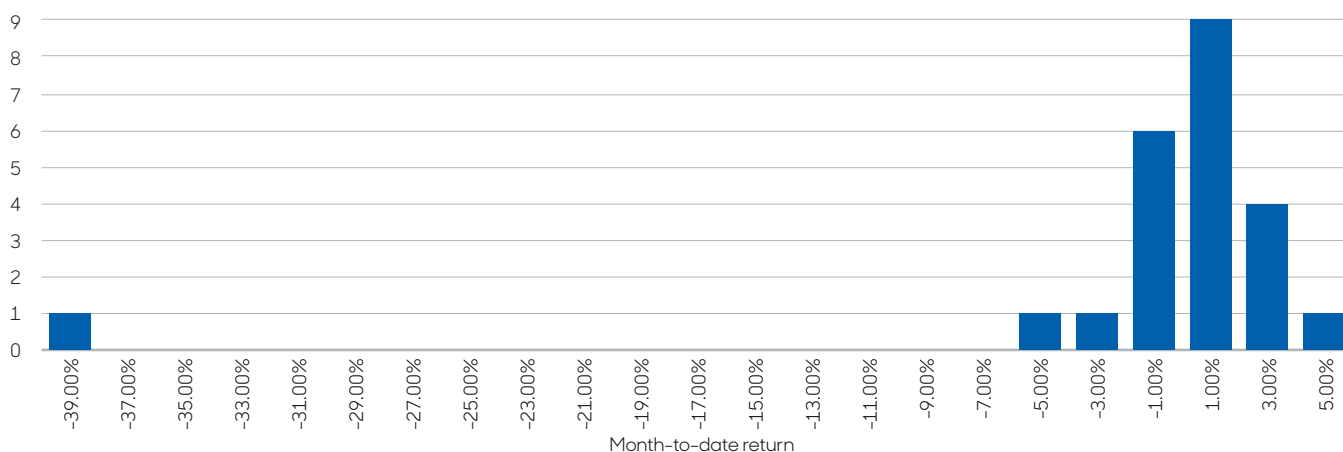
Performance reflects returns and other metrics associated with the HFR Women Access Index. This information is not intended to be representative of the performance of the Fund Concept or any other abrdn products or services. Please refer to the disclosures for additional, important information regarding performance information and the HFR Women Access Index.

abrdn HFR Women Access Index Fund Concept

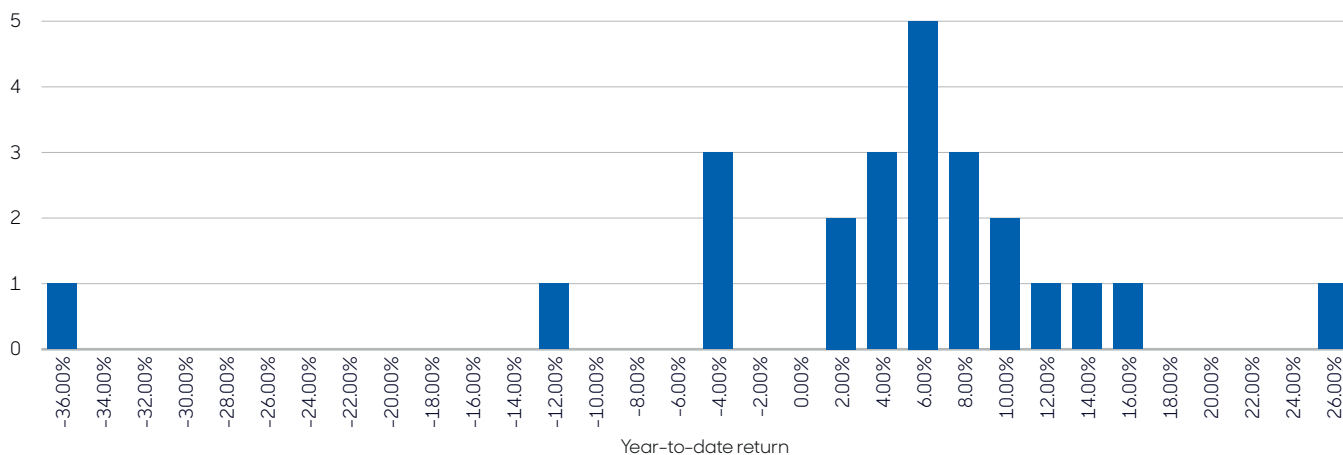
Universal Performance Data and Analytics to 31 August 2024



Performance distribution of sub-funds, month-to-date



Performance distribution of sub-funds, year-to-date




Source: abrdn, HFR. Allocations subject to change.

Past performance is not a guide to future results.

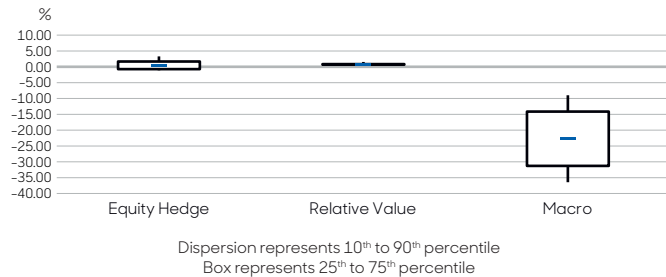
Performance reflects returns and other metrics associated with the HFR Women Access Index. This information is not intended to be representative of the performance of the Fund Concept or any other abrdn products or services. Please refer to the disclosures for additional, important information regarding performance information and the HFR Women Access Index.

abrdn HFR Women Access Index Fund Concept

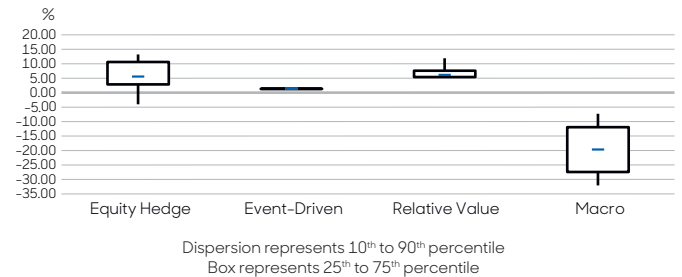
Universal Performance Data and Analytics to 31 August 2024



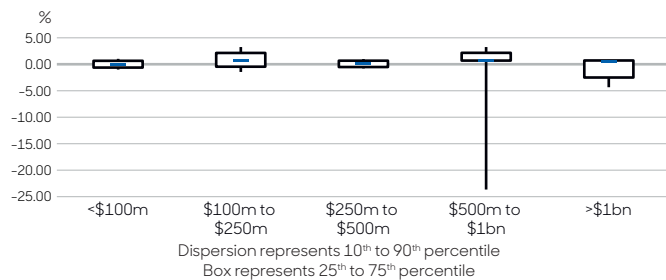
Performance distribution of sub-funds by strategy, month-to-date



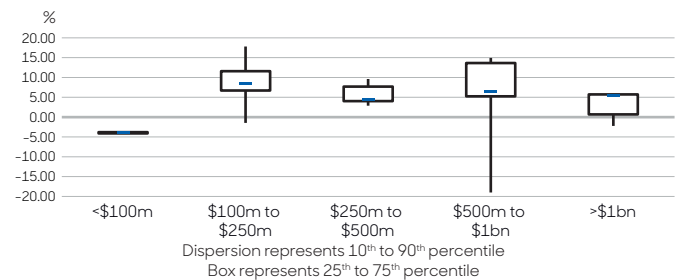
Performance distribution of sub-funds by strategy, year-to-date



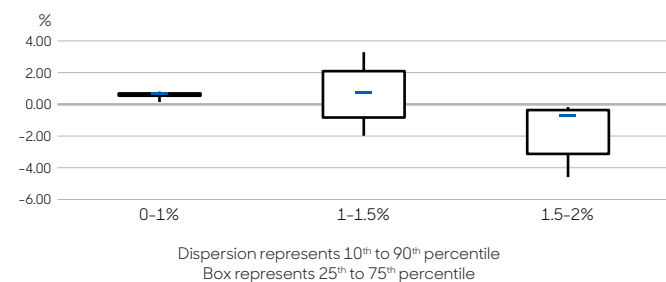
Performance distribution of sub-funds by AUM, month-to-date



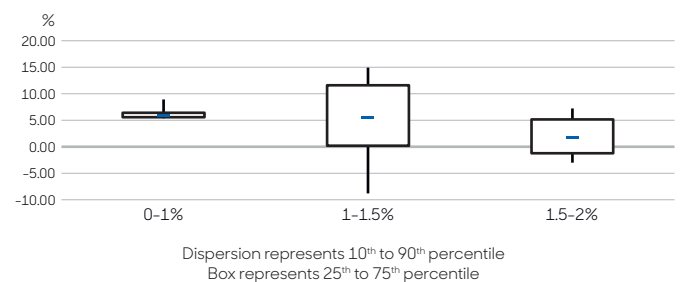
Performance distribution of sub-funds by AUM, year-to-date



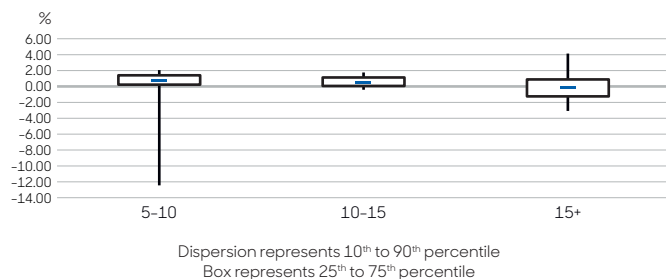
Performance distribution of sub-funds by management fee, month-to-date



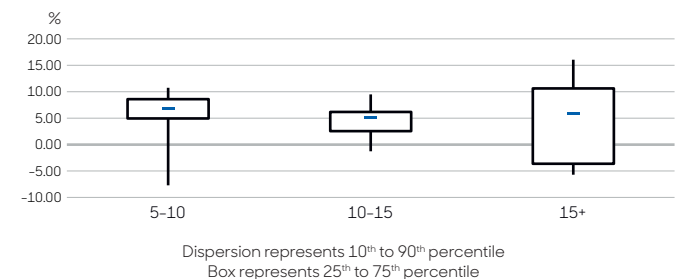
Performance distribution of sub-funds by management fee, year-to-date



Performance distribution of sub-funds by length of track-record, month-to-date



Performance distribution of sub-funds by length of track-record, year-to-date



Source: abrdn, HFR. Allocations subject to change.

Past performance is not a guide to future results.

Performance reflects returns and other metrics associated with the HFR Women Access Index. This information is not intended to be representative of the performance of the Fund Concept or any other abrdn products or services. Please refer to the disclosures for additional, important information regarding performance information and the HFR Women Access Index.

Important Information

FOR INSTITUTIONAL / WHOLESALE / PROFESSIONAL INVESTOR USE ONLY – NOT FOR PUBLIC DISTRIBUTION.

This document outlines a fund concept currently under internal consideration with the intention of obtaining preliminary feedback on such a product. The fund concept is not available for sale and any product details discussed are reflective of current market conditions and are subject to change.

The Fund has not yet been launched; when it does, this material will be updated to include performance as of the most recent period end. Actual returns, performance and allocations of the Fund may vary materially from those of the underlying index.

Unless otherwise noted, all data contained in this document can be sourced to abrdn as of the most recent month end.

Important: The above is strictly for private circulation and information purposes only and should not be considered as an offer, or solicitation, to deal in any of the investments mentioned herein. Such an offer may only be made to qualified investors by means of delivery of a confidential private placement memorandum or other similar materials that contain a description of material terms relating to such investment or services, and should be thoroughly reviewed. In the case of any discrepancy among the contents of this document and such confidential private placement memorandum or other similar materials, such confidential private placement memorandum or other similar materials shall prevail. No regulatory body, including without limitation, the U.S. Securities and Exchange Commission and any U.S. State Securities Administrator, has approved or disapproved, passed on or endorsed the merits of the securities or services referenced herein.

The Fund discussed is not available or suitable for all investors and intended solely for institutional / accredited investors. Potential investors must meet certain regulatory eligibility requirements and criteria. Information provided for general informational and/or marketing purposes only and is not intended to be investment advice or a recommendation to take any particular investment action. Information provided is made on a general basis and does not constitute specific tax, legal, or investment advice to, or recommendations for, any person. abrdn has not given any consideration nor have we made any investigation of the investment objectives, financial situation or particular needs of any specific person. Accordingly, no warranty whatsoever is given and no liability is accepted for any loss arising whether directly or indirectly as a result of acting on any information, opinion or estimate contained herein. The reader must make their own assessment of the relevance, accuracy and adequacy of the information contained herein and make such independent investigations, as considered necessary for the purpose of such assessment. Prior to any investment decision, prospective investors should obtain independent professional advice regarding their specific investment, legal, financial and tax circumstances.

Past performance is not an indication of future results.

Performance information provided herein is reflective of the HFR Women Access Index and should not be considered as representative of the Fund. No inference is made that performance provided in connection with the Index be viewed as an indication of future outcomes for the Fund and/or any other abrdn offering. Performance information provided for illustrative purposes to demonstrate a representative track-record in connection with this Fund Concept. While the index is gross of underlying manager fees, no fund-level fees or expenses in connection with the Fund Concept are reflected. If included, returns shown would have been reduced accordingly. Actual results may / will be different than returns associated with the Index.

The HFR Women Access Index comprises of hedge funds with primary female risk-takers. Performance of the index does not take into account hedge funds that closed prior to the inception of the index. Had those hedge funds been included, the performance of the index may be lower. You cannot invest directly in an index. Performance of the index is subject to revision for a period of four months as HFR receives updates from lagged funds.

An investment in any Fund managed or sponsored by abrdn or any of its affiliates or subsidiaries is subject to a variety of risks and considerations as (or as will be) detailed in the relevant confidential private placement memorandum or other similar materials and the information contained herein is qualified in its entirety by the more complete information that is (or will be) set forth in such confidential private placement memorandum or other similar materials. Investors should always refer to the offering material (private placement memorandum) for a complete description of the risks and other important information for the Fund.

Alternative investments involve specific risks that may be greater than those associated with traditional investments; are not suitable for all clients; and intended for experienced and sophisticated investors that meet specific suitability requirements. Hedge funds use sophisticated investment strategies that may increase investment risk in your portfolio. Among the risks presented by hedge fund investments are: the use of unregistered investments, which may make it difficult to assess the performance of the holding; risky investment strategies, which may result in significant losses; illiquid investments that may be subject to restrictions on transferability and resale; and adverse tax consequences.

All opinions and estimates in this document are those of abrdn, and constitute abrdn's best judgment as of the date stated. The information provided is for informational purposes only and does not constitute an offer to sell, or solicitation of an offer to purchase, any securities, nor does it constitute investment advice or an endorsement with respect to any investment vehicle. This material serves to provide general information to clients and is not meant to be legal or tax advice for any particular investor, which can only be provided by qualified tax and legal counsel.

Any data contained herein which is attributed to a third party ("Third Party Data") is the property of a third party supplier (the "Owner") and is licensed for use by abrdn. Third Party Data may not be copied or distributed. Third Party Data is provided "as is" and is not warranted to be accurate, complete or timely. To the extent permitted by applicable law, none of the Owner, abrdn or any other third party (including any third party involved in providing and/or compiling Third Party Data) shall have any liability for Third Party Data or for any use made of Third Party Data.

The shares in the fund may not be offered or sold to the public in Brazil. Accordingly, the shares in the fund have not been nor will be registered with the Brazilian Securities Commission – CVM – nor have they been submitted to the foregoing agency for approval. Consequently, they may not be offered or sold in Brazil except in circumstances that do not constitute a public offering or distribution under Brazilian laws and regulations. Documents relating to the shares in the fund, as well as the information contained therein are confidential and is being provided privately to a limited number of professional investors. By accepting receipt of or reading any part of this Material, the recipient agrees to treat it confidentially. No part of this Material nor the proprietary information contained herein may be (i) copied, photocopied or duplicated in any way by any means or (ii) distributed without the prior written consent. There is no guarantee that the manager will be able to implement its strategy or achieve its investment objectives. This Material is not intended to provide and should not be considered under any circumstances as financial advice, investment advice, investment analysis, nor should it be considered as a recommendation for the purchase of any securities.

An investment in the fund is speculative and involves certain risks. Prospective investors should ensure that they: (1) understand the nature of the investment and the extent of their exposure to risk; (2) have sufficient knowledge, experience and access to professional advisors to make their own legal, tax, accounting, and financial evaluation of the merits and risks of participating in an investment in the strategy; and (3) consider the suitability of investing in light of their own circumstances and financial condition. The fund's investment program is not suitable as the sole investment vehicle for an investor and should be part of an overall investment strategy.

Neither the Owner nor any other third party sponsors, endorses or promotes the fund or product to which Third Party Data relates.

In the United States, abrdn is the marketing name for the following affiliated, registered investment advisers: abrdn Inc., abrdn Investments Limited, and abrdn Asia Limited.

© abrdn plc 2024. All rights reserved.

For more information visit abrdn.com AA-191124-186044-40