

Why Diversified Assets for income?



Reduced correlation

Increased correlation between equities and bonds means **traditional Multi-Asset Funds might fail to provide sufficient diversification in down markets.**



Genuine diversification

Traditional asset classes are sensitive to economic cycles. **Listed alternatives** such as real estate, infrastructure and special opportunities **are less tied to economic cycles and so offer diversification potential.**



Access to stable income

Listed alternatives can offer **more stable and diversified sources of income** than traditional market assets.

Key benefits of investing in abrDN SICAV I – Diversified Income Fund



Monthly income

Enjoy stable and repeatable monthly income of **approximately 5.0% p.a.**¹



Diversified exposure

Diversified sources of income from a wide range of **Listed Alternatives.**



Ease of access

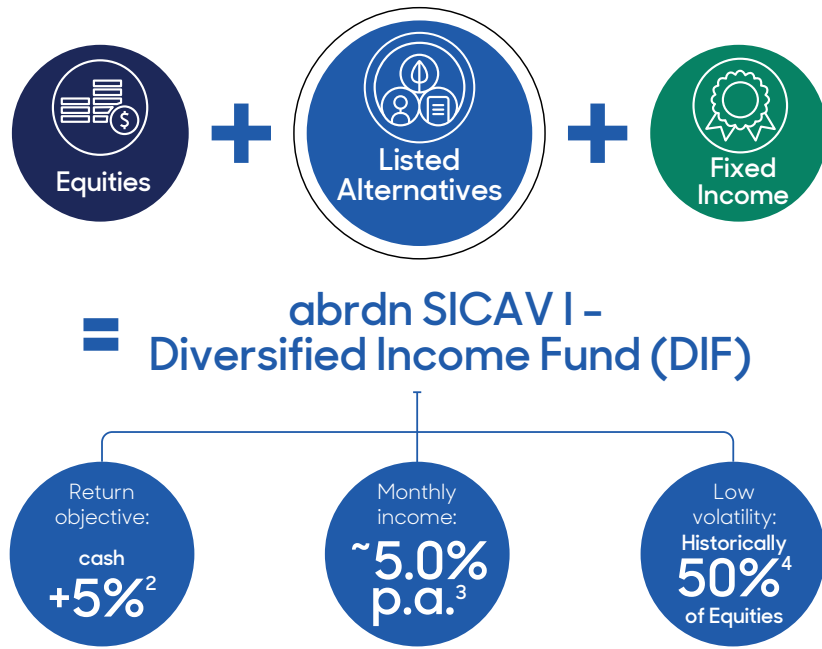
Capture **investment opportunities** that previously were hard to access but are now listed and liquid.

¹Source: abrDN, 31 March 2024. Based on annualized yield of A MInc USD share class, historical average over April 2023 to March 2024. Annualised Yield = (Dividend per share/Price (ex-dividend)) x 12 (months) x 100%. Aims at monthly distribution. Dividends are not guaranteed and may be paid out of investment income, capital gains or capital at the discretion of the Board of Directors. Any dividends paid and distributed out of the Fund's capital will result in an immediate reduction of the Fund's Net Asset Value per share. **Past dividends are not a guide to future dividends.**



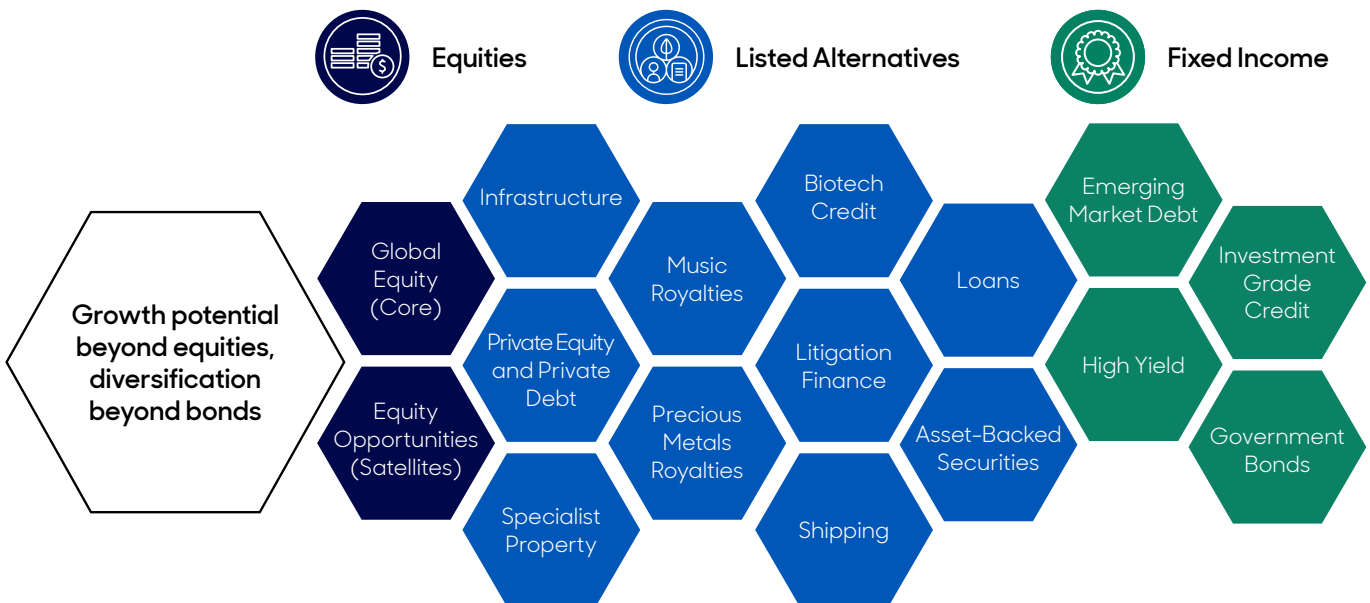
1. Access the key asset classes with ease

Differentiated return drivers through Listed Alternatives. They can reduce the sensitivity to the economic cycles.



2. A truly diversified portfolio

The Investment Manager actively manages the Fund and uses discretion to identify a diverse mix of investments they deem most appropriate for the investment objective.



²Cash deposits are measured by US Secured Overnight Financing Rate ("SOFR"). Return objective is gross of annual management charge. This is an internal performance target which the Investment Manager aims to achieve as at the date of this document. This target is not based on past performance, may be subject to change and cannot be guaranteed. Investors should always refer to the investment objective and restrictions as stated in the latest prospectus.

³Source: abrDN, 31 March 2024. Based on annualized yield of A MInc USD share class, historical average over April 2023 to March 2024.

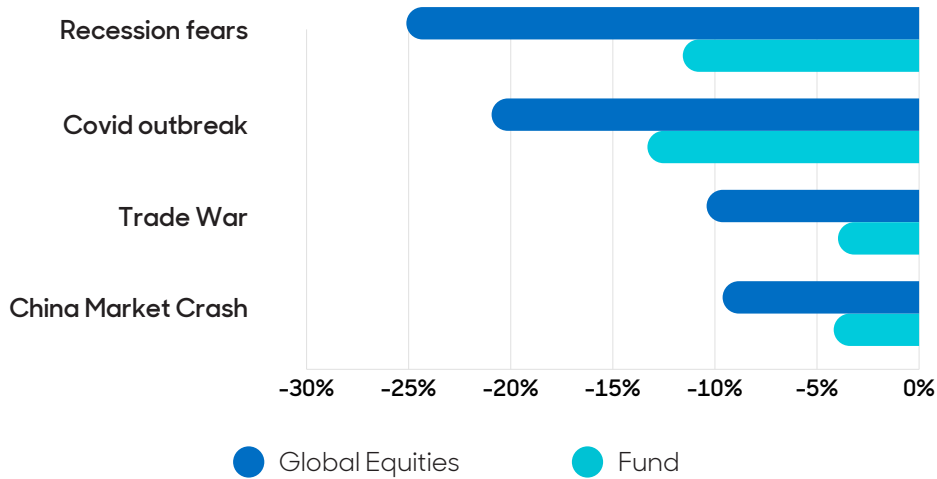
Annualised Yield = (Dividend per share/Price (ex-dividend)) x 12 (months) x 100%. Aims at monthly distribution. Dividends are not guaranteed and may be paid out of investment income, capital gains or capital at the discretion of the Board of Directors. Any dividends paid and distributed out of the Fund's capital will result in an immediate reduction of the Fund's Net Asset Value per share. **Past dividends are not a guide to future dividends.**

⁴Source: abrDN, 31 March 2024.

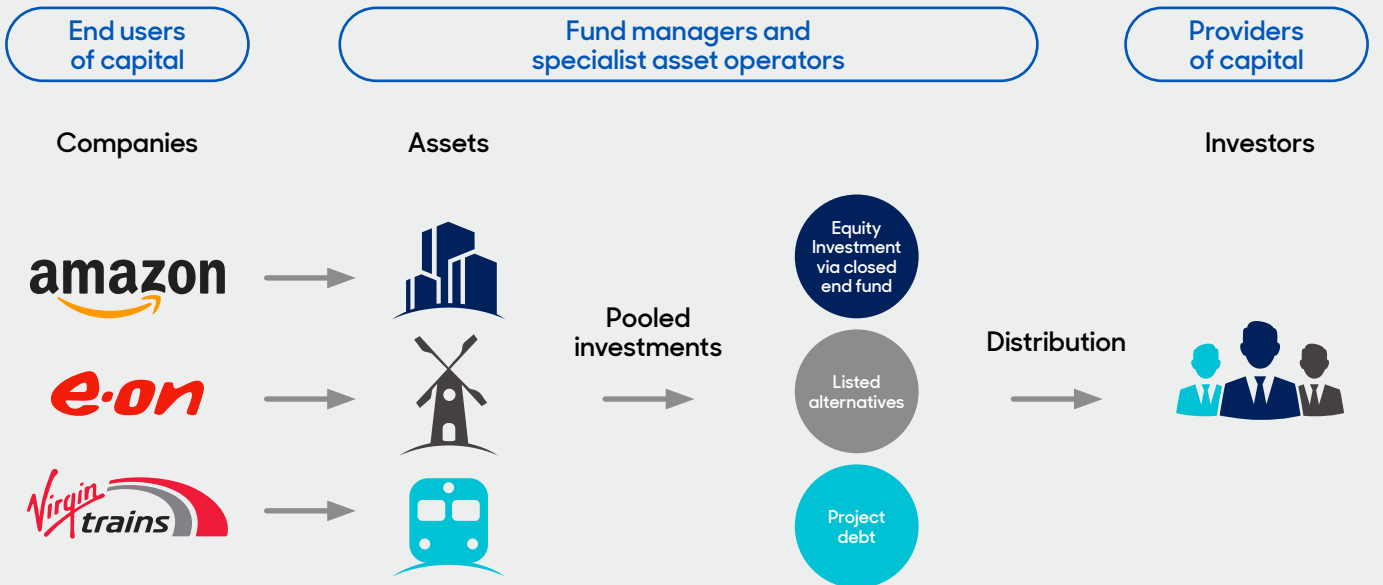


Consequently, during extreme downturns, losses are expected to be below those of conventional global equity markets, with volatility (a measure of the size of changes in the value of an investment) typically ~50% less than equities.

Blending listed alternatives into the fund helped cushion the drawdowns⁵



How do listed alternatives work⁶?



⁵Source: Bloomberg, 30 September 2023. Past performance does not predict future results.

⁶Source: abrdn, 30 September 2023

©Owned by each of the corporate entities named in the respective logos. Companies selected for illustrative purposes only to demonstrate the investment management style described herein and not as an investment recommendation or indication of future performance.

Fund facts

Fund launch date	1 June 2015
Fund size	USD 216.5m (as of 31 March 2024)
Performance target	Sec Overnight Financing Rate +5.00%
Annual management charge	1.20%
Ongoing charge figure ⁷	1.43%
Base currency	USD
ISIN	
A Acc USD	LU1124234946
A MInc USD	LU1124234862
A MInc Hedged SGD	LU1820825971
A Gross MIncA USD	LU2709523059
A Gross MIncA Hedged SGD	LU2709523216

Dividend distribution and average historical yield

Dividend payout record (100% paid out of net distributable income⁸)

abrdn SICAV I – Diversified Income Fund Class A MInc USD

Distribution Frequency	Fund Currency	Month Ending	Annualised Yield ⁹
Monthly	USD	31 March 2024	5.03%
Monthly	USD	29 February 2024	5.01%
Monthly	USD	31 January 2024	5.03%
Monthly	USD	29 December 2023	6.23%
Monthly	USD	30 November 2023	3.82%
Monthly	USD	31 October 2023	4.97%
Monthly	USD	29 September 2023	5.02%
Monthly	USD	31 August 2023	5.03%
Monthly	USD	31 July 2023	5.01%
Monthly	USD	30 June 2023	5.02%
Monthly	USD	31 May 2023	5.01%
Monthly	USD	30 April 2023	5.03%

Source: abrdn, 31 March 2024.

⁷The Ongoing Charge Figure (OCF), is the overall cost shown as a percentage of the value of the assets of the fund. It is made up of the Annual Management Charge (AMC) of 1.20% and other charges. It does not include any initial charges or the cost of buying and selling stocks for the fund. The Ongoing Charges figure can help you compare the annual operating expenses of different funds.

⁸Distributable income refers to the interest and dividend income, and may take into consideration the net realised gains, a fund receives from its portfolio holdings and are payable to its investors. It is net of all fees and expenses, including management fees and distribution cost.

⁹Annualised Yield = (Dividend per share/Price (ex-dividend)) x 12 (months) x 100%.

Aim at monthly distribution. Dividends are not guaranteed and may be paid out of investment income, capital gains or capital at the discretion of the Board of Directors. Any dividends paid and distributed out of the Fund's capital will result in an immediate reduction of the Fund's Net Asset Value per share. Past dividends are not a guide to future dividends.

abrdn SICAV I – Diversified Income Fund

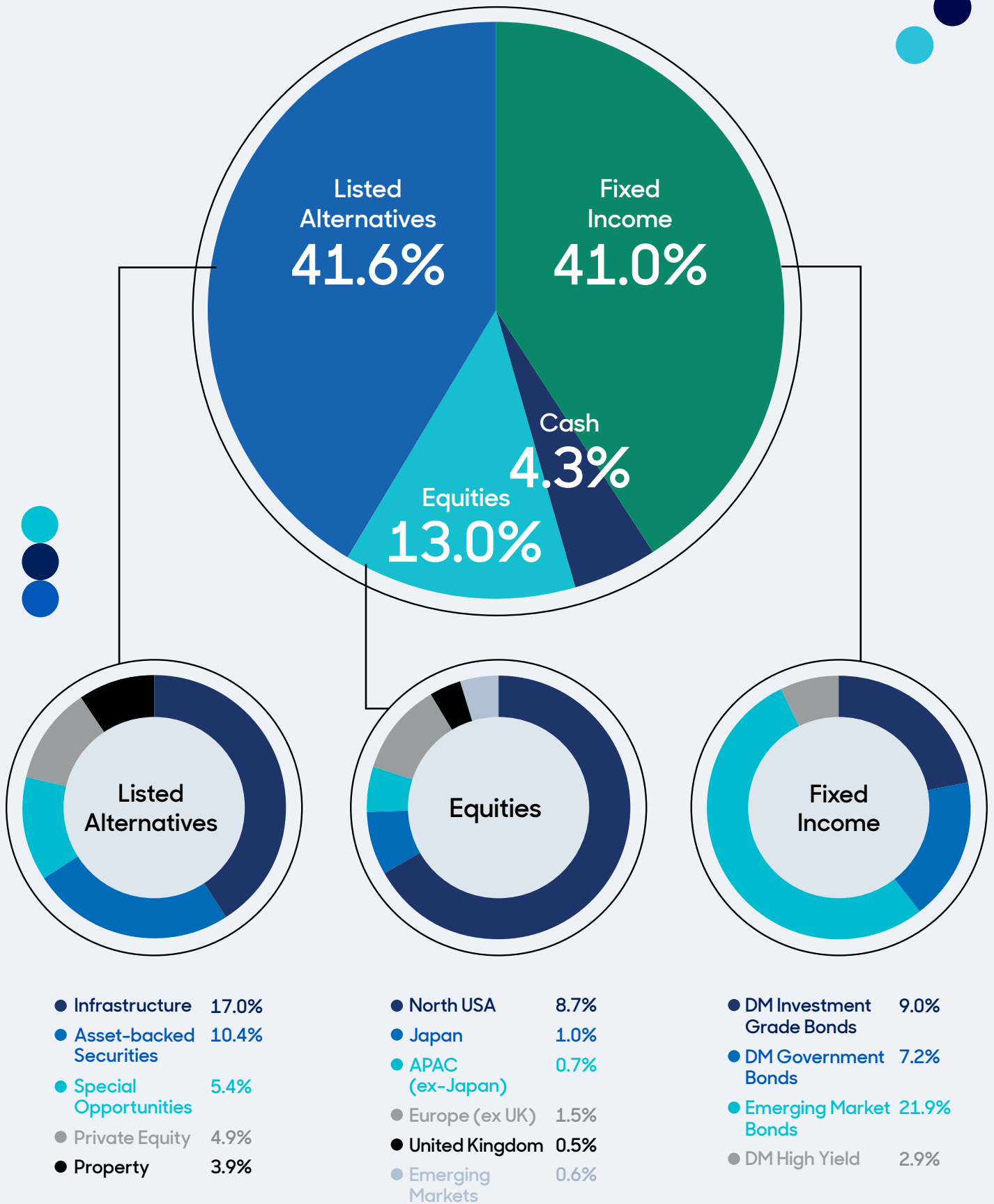
Top 10 holdings¹⁰

Holdings	Asset Class	Description ¹¹	%
TwentyFour Asset Backed Opportunities Fund	Fixed Income	An open-ended investment company that builds a diversified portfolio of European asset-backed securities, to generate attractive risk-adjusted returns.	7.9
3I Infrastructure	Infrastructure	A UK-listed investment company focused on delivering income and capital growth by focusing on utilities and transportation in Europe and Asia.	2.9
BioPharma Credit	Special Opportunities	A closed-end investment company by providing debt capital and investing in interest-bearing debt assets in the life sciences industry.	2.1
Fair Oaks Dynamic Credit Fund	Asset Backed Securities	The fund offers global access to senior secured corporate loans through investments in Collateralised Loan Obligations ("CLOs").	2.0
Greencoat UK Wind	Infrastructure	A FTSE 250 Index company, established in 2012, the company invests in UK wind farms.	1.9
HICL Infrastructure	Infrastructure	Formerly "HSBC Infrastructure Company" – it is a closed-ended investment company with infrastructure projects in Europe and the UK.	1.9
International Public Partnerships (IPP)	Infrastructure	Listed in 2006, IPP has 143 responsible social and public infrastructure investments with a market capitalisation of GBP2.4bn, aiming to deliver long-term, inflation-linked returns.	1.4
Nota do Tesouro Nacional 10% 01/01/2031	Fixed Income	A Brazilian domestic public bond expiring in 2031 with a 10% coupon payment.	1.3
The Renewables Infrastructure Group	Infrastructure	A large British investment trust dedicated to investments in assets generating electricity from renewable sources.	1.2
Greencoat Renewable	Infrastructure	An Irish investment company investing in primarily European wind farms and renewable energy infrastructure.	1.1
Assets in top 10 holdings			23.7

¹⁰Source: abrdn, 31 March 2024. These securities have been used for illustrative purposes only to demonstrate the investment management style and should not be considered as a solicitation or recommendation of these securities. Holdings are subject to change.

¹¹The descriptions are quoted from the companies' websites, 31 March 2024.

Portfolio breakdown¹²



¹²Source: abrdn, 31 March 2024. Figures may not always sum to 100 due to rounding.

Important Information

Dividends may be paid out of investment income, capital gains or capital at the discretion of the Board of Directors. Past dividends are not a guide to future dividends and do not represent the returns of the fund. Any dividends paid and distributed out of the fund will result in an immediate reduction of the fund's Net Asset Value (NAV) per share. Dividend payments are made in the currency in which the relevant share class is denominated. The Board of Directors of abrdn SICAV I have the discretion to determine the frequency of dividend payments and dividend rate. Dividend payments and dividend rate are not guaranteed. Please refer to abrdn.com/sg/investor for the Dividend Report for more disclosures on the income statistics of the fund.

Important: The fund(s) is/ are sub-fund(s) of abrdn SICAV I, a Luxembourg-registered open-ended investment company with variable capital (organized as a société d'investissement à capital variable or SICAV) with UCITS status. abrdn SICAV I, being the responsible person of the fund(s), has appointed abrdn Asia Limited ("abrdn Asia") as its Singapore representative.

The information in this document is not for general circulation and should not be considered as an offer, or solicitation, to deal in the fund(s). The information is provided on a general basis for information purposes only, and is not to be relied on as investment, legal, tax or other advice as it does not take into account the investment objectives, financial situation or particular needs of any specific investor.

Investments in the fund(s) are not deposits in, obligations of, guaranteed or insured by abrdn Asia. Investments in the fund(s) are subject to investment risks, including the possible loss of the principal amount invested. Share values and income therefrom may fall or rise. Past performance and any forecasts made are not necessarily indicative of future or likely performance of the fund(s). For Income Shares and Accelerated Income Shares, dividend distributions are not guaranteed and may be subject to fluctuations.

Investors should read the Singapore prospectus of the fund(s) and the product highlights sheet before deciding whether to invest in shares of the fund(s). The Singapore prospectus and product highlights sheet are available and can be obtained from abrdn Asia or its website at <https://www.abrdn.com/en-sg/investor/funds/view-all-funds?tab=2> or any of its appointed distributors in Singapore. Advice should be sought from a financial adviser regarding the suitability of the fund(s) before purchasing shares in the fund(s). In the event that you choose not to seek advice from a financial adviser, you should consider whether the fund(s) is/ are suitable for you.

The fund(s) may use or invest in financial derivatives instruments. You should note that the fund(s) may have a higher volatility due to their investment policies or portfolio management techniques. Please refer to the Singapore prospectus for more information.

Any research or analysis used to derive, or in relation to, the information herein has been procured by abrdn Asia for its own use, and may have been acted on for its own purpose. The information herein, including any opinions or forecasts have been obtained from or is based on sources believed by abrdn Asia to be reliable, but abrdn Asia does not warrant the accuracy, adequacy or completeness of the same, and expressly disclaims liability for any errors or omissions. As such, any person acting upon or in reliance of these materials does so entirely at his or her own risk. Past performance is not necessarily indicative of future performance. Any projections or other forward-looking statements regarding future events or performance of countries, markets or companies are not necessarily indicative of, and may differ from, actual events or results. No warranty whatsoever is given and no liability whatsoever is accepted by abrdn Asia or its affiliates, for any loss, arising directly or indirectly, as a result of any action or omission made in reliance of any information, opinion or projection made in this document.

The information herein shall not be disclosed, used or disseminated, in whole or part, and shall not be reproduced, copied or made available to others. abrdn Asia reserves the right to make changes and corrections to the information, including any opinions or forecasts expressed herein at any time, without notice.

Any data contained herein which is attributed to a third party ("Third Party Data") is the property of (a) third party supplier(s) (the "Owner") and is licensed for use by abrdn*. Third Party Data may not be copied or distributed. Third Party Data is provided "as is" and is not warranted to be accurate, complete or timely. To the extent permitted by applicable law, none of the Owner, abrdn* or any other third party (including any third party involved in providing and/or compiling Third Party Data) shall have any liability for Third Party Data or for any use made of Third Party Data. Neither the Owner nor any other Third Party sponsors, endorses or promotes the fund or product to which Third Party Data relates.

*abrdn means the relevant member of abrdn group, being abrdn plc together with its subsidiaries, subsidiary undertakings and associated companies (whether direct or indirect) from time to time.

Bloomberg data are for illustrative purposes only. No assumptions regarding future performance should be made.

This advertisement has not been reviewed by the Monetary Authority of Singapore.

abrdn Asia Limited, Registration Number 199105448E

abrdn.com