

abrDN SICAV I - Short Dated Enhanced Income Fund

Fund guide

August 2024

Important information

1. The Fund invests in debt and debt-related securities issued by corporations and governments anywhere in the world (including in emerging market countries) with a maturity of up to 5 years, including sub-sovereigns, inflation-linked and convertible bonds.
2. The Fund is therefore exposed to risks associated with debt securities, sovereign debt, investing in sub-investment grade debt and/or unrated debt securities, emerging markets, exchange rates and securities lending transactions.
3. The Fund's net derivative exposure may be up to 50% of the Fund's net asset value and subject to counterparty/credit risk, liquidity risk, valuation risk, volatility risk and over-the-counter transaction risk.
4. The Fund may at its discretion pay dividends out of the capital of the Fund. Payment of dividends out of capital amounts to a return or withdrawal of part of an investor's original investment or from any capital gains attributable to that original investment. Any distributions involving payment of dividends out of the Fund's capital or payment of dividends effectively out of the Fund's capital (as the case may be) may result in an immediate reduction of the net asset value per share.
5. Investment in this Fund may involve a high degree of risk and may not be suitable for all investors. It is possible that the entire value of the investment could be lost.
6. Investors should not invest in this Fund based solely on this document and should read the relevant offering documents for further details including risk factors.

Why invest in Short Dated bonds?



Aiming for attractive returns over cash¹

Step out of cash with

higher portfolio yield and income²



Positioning for a falling interest rate environment

Capital gains

as bond prices set to rise during the interest rate cutting cycle

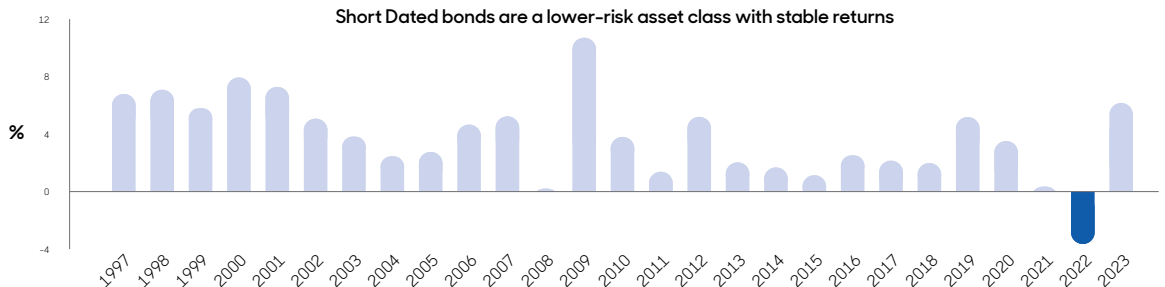


Lower risk

Positive returns in 9 out of the last 10 years with

minimal drawdown³

Since 1997, the **Global Corporate 1-3 Year Maturity Index** has delivered 26 positive returns years vs. 1 negative returns year³.



¹Source: Bloomberg, 30 Jun 2024, cash represented by United States Secured Overnight Financing Rate (SOFR).

²Source: abrDN, 31 Jul 2024.

³Source: ICE, 31 Dec 2023, based on ICE BofA 1-3 Year Global Corporate Index.



Key benefits of investing in abrdrn SICAV I – Short Dated Enhanced Income Fund



Enhanced income

Receive an average monthly payout of

5.8% p.a⁴

Aim at monthly distribution. Dividend rate is not guaranteed. Dividend may be paid out of capital. Please refer to important information 4.



Price stability

2 years

max. portfolio duration

A- rated

min. average portfolio credit rating



Liquidity

T+1

settlement

more liquid than traditional fixed income fund

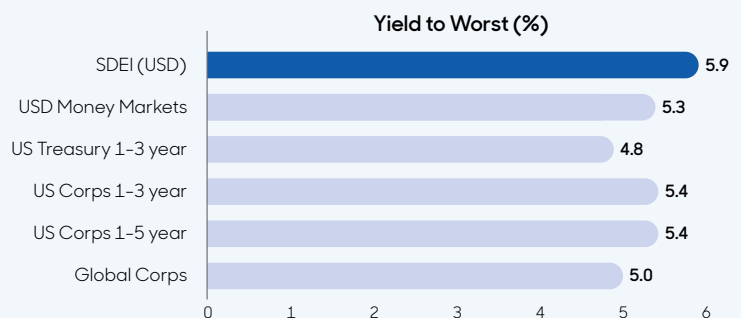
The Fund follows three guiding principles to ensure robust portfolio construction aimed at **delivering liquidity and price stability** while focusing on security selection to **drive income**.



Access to a global universe to deliver risk-controlled yield⁵

- Spread pick-up in Emerging Markets/Asian credit;
- Max. 20% in High Yield bonds;
- Max. 30% in subordinated bonds;
- Max. 20% in perpetual bonds (call date <5 years);
- Max. 20% in non-USD bonds (hedged)

These are guidelines the Investment Managers intend to follow as at the date of this document. Investors should always refer to the Fund's investment objectives and restrictions as stated in the latest prospectus.



⁴Source: abrdrn, 30 Jun 2024, based on annualised yield of A Gross MIncA USD share class, historical average over July 2023 to June 2024. Annualised Yield = (Dividend per share/Price (ex-dividend)) x 12 (months) x 100%.

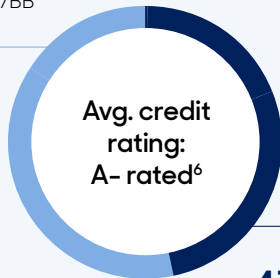
⁵Source: abrdrn, Bloomberg, 30 Jun 2024, USD Money Markets represented by ICE BofA US Treasury Bill Index, US Treasury 1-3 year represented by ICE BofA 1-3 Year US Treasury Index, US Corps 1-3 year represented by ICE BofA 1-3 Year US Corporate Index, US Corps 1-5 year represented by ICE BofA 1-5 Year US Corporate Index and Global Corps represented by ICE BofA Global Corporate Index. Yield to Worst denotes the lowest possible amount of interest which can be earned on a callable bond. A positive distribution yield does not imply a positive return.



Higher quality, lower duration offers reduced volatility

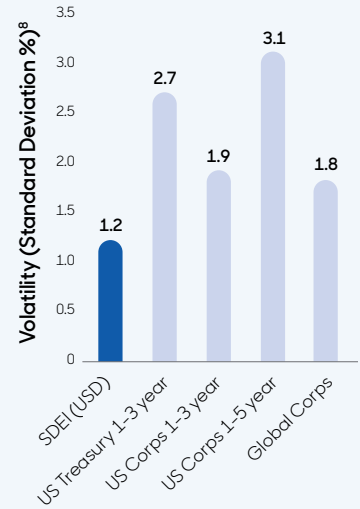
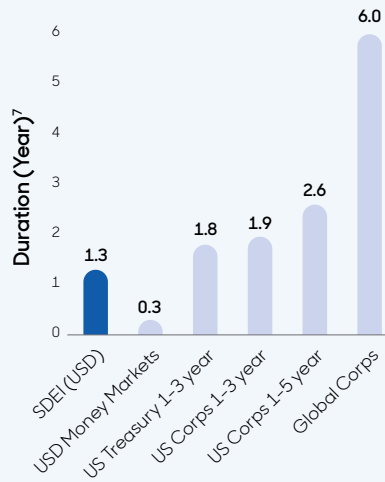
52.9%

BBB/BB



47.1%

AAA/AA/A



Ultra liquidity enables faster access⁹



Allocation of
min. 10%
in cash or treasury
bills (T-Bills)



Allocation of
min. 15%
in bonds <1 year
to maturity

⁶Source: abrdn, 30 Jun 2024.

⁷Source: abrdn, Bloomberg, 30 Jun 2024, USD Money Markets represented by ICE BofA US Treasury Bill Index, US Treasury 1-3 year represented by ICE BofA 1-3 Year US Treasury Index, US Corps 1-3 year represented by ICE BofA 1-3 Year US Corporate Index, US Corps 1-5 year represented by ICE BofA 1-5 Year US Corporate Index and Global Corps represented by ICE BofA Global Corporate Index.

⁸Source: abrdn, Bloomberg, 31 Jul 2024, US Treasury 1-3 year represented by ICE BofA 1-3 Year US Treasury Index, US Corps 1-3 year represented by ICE BofA 1-3 Year US Corporate Index, US Corps 1-5 year represented by ICE BofA 1-5 Year US Corporate Index and Global Corps represented by ICE BofA Global Corporate Index.

⁹Allocations and exposures are subject to change.

Bloomberg data shown for illustrative purposes only. No assumptions regarding future performance should be made. Past performance does not predict future returns. Indexes are unmanaged and have been provided for comparison purposes only. No fees or expenses are reflected in the above information. You cannot invest directly in an index.

Fund facts

Fund launch date	6 July 2023	
Fund size	USD126.2m (as at 13 Aug 2024)	
Annual management charge	0.5%	
Ongoing charge figure (OCF) ¹⁰	0.67%	
Minimum initial investment	USD1,000 or currency equivalent	
ISIN	A Acc USD A Gross MIncA USD	LU2628679354 LU2628679602

Dividend distribution and average historical yield

abrdn SICAV I - Short Dated Enhanced Income Fund Class A Gross MIncA USD

Distribution Frequency	Fund Currency	Month Ending	Annualised Yield ¹¹
Monthly	USD	June 2024	5.33%
Monthly	USD	May 2024	5.64%
Monthly	USD	April 2024	6.27%
Monthly	USD	March 2024	5.48%
Monthly	USD	February 2024	6.85%
Monthly	USD	January 2024	5.74%
Monthly	USD	December 2023	5.63%
Monthly	USD	November 2023	5.20%
Monthly	USD	October 2023	6.49%
Monthly	USD	September 2023	5.89%
Monthly	USD	August 2023	6.77%
Monthly	USD	July 2023	3.99%

Source: abrdn, 30 Jun 2024.

¹⁰The Ongoing Charge Figure (OCF) is the overall cost shown as a percentage of the value of the assets of the fund. It is made up of the Annual Management Charge of 0.5% and other charges. It does not include any initial charges or the cost of buying and selling stocks for the fund. The OCF can help you compare the annual operating expenses of different funds.

¹¹Annualised Yield = (Dividend per share/Price (ex-dividend)) x 12 (months) x 100%.

Aim at monthly distribution. Dividend rate is not guaranteed. Dividend may be paid out of capital. Please refer to important information 4. A positive yield does not imply a positive return of the Fund.

Short Dated Enhanced Income

Important information

This document is strictly for informational purposes only and does not constitute an offer to sell, or solicitation of an offer to purchase any security, nor does it constitute investment advice, investment recommendation or an endorsement with respect to any investment products. Investors should not make an investment into the investment product based solely on this document and should read the relevant offering documents for more details to ensure that they fully understand the associated risks before investing. Investors are responsible for their investment decisions and should ensure that the intermediary has advised on the investment product's suitability. If in doubt, please seek independent financial and professional advice.

Investment involves risk. The value of investments and the income from them can go down as well as up and investors may get back less than the amount invested. Past performance is not a guide to future performance. Investment returns are denominated in the base currency of the fund. US / HK dollar based investors are therefore exposed to fluctuations in the US dollar / HK dollar / base currency exchange rate. No liability whatsoever is accepted for any loss arising from any person acting on any information contained in this document.

Any data contained herein which is attributed to a third party ("Third Party Data") is the property of (a) third party supplier(s) (the "Owner") and is licensed for use by abrDN**. Third Party Data may not be copied or distributed. Third Party Data is provided "as is" and is not warranted to be accurate, complete or timely. To the extent permitted by applicable law, none of the Owner, abrDN** or any other third party (including any third party involved in providing and/or compiling Third Party Data) shall have any liability for Third Party Data or for any use made of Third Party Data. Neither the Owner nor any other third party sponsors, endorses or promotes the fund or product to which Third Party Data relates.

**abrDN means the relevant member of abrDN group, being abrDN plc together with its subsidiaries, subsidiary undertakings and associated companies (whether direct or indirect) from time to time.

Bloomberg data are for illustrative purposes only. No assumptions regarding future performance should be made.

This document is issued by abrDN Hong Kong Limited and has not been reviewed by the Securities and Futures Commission.

© 2024 abrDN

For more information visit abrDN.com/hk

abrDN.com

Ref: 2024 10

